

Ford explorer 4.0 1995-1997 Total immo off

You do this at your own risk.

Start by removing the battery cable, and then take down the gas tank.

The plate can you break away so you can work there




After you cut all the wires to the black box.

This is what it looks like when it is finished




Then you solder them thick cables, there are 2 pieces of red /white and pink /black, but it can vary in color on the other cars, but they should be thick, the other three cables are slim.



The other three cables can be isolated.


Now locate the immo box back in left trunk.

Remove immo box completely after you solder.




Now, remove the relay, located under the dashboard and the gas pedal.
You should strap the relay with 2 terminals.

Remove relay



Take 2 crimp and solder a wire between them and plug in the socket where the relay is located, and do not replace the relay back



After this is done you're ready, replace the battery cable and start the car

Sorry for my bad English ☺