

BOSCH ME7.9.10 FIAT

plugin 024

The lay-by pins are placed in the lower part of the ECU.




DIRECT CONNECTION

In order to connect to the ECU use the CABLE F32GN037C.

Make sure that the POWER led (red) on Trasdata is ON.


DO NOT USE THIS CONNECTION WITH THE METAL POSITIONING FRAME

COLORE FILO WIRE COLOUR	DESCRIZIONE DESCRIPTION
ROSSO RED	POSITIVO DIRETTO POWER BATTERY
ARANCIO ORANGE	POSITIVO SOTTO QUADRO POWER SWITCH ON
NERO BLACK	MASSA GND
GIALLO YELLOW	KLINE
VERDE GREEN	CAN LOW
BIANCO WHITE	CAN HIGH
GRIGIO GREY	POL4 BOOT
BLU BLUE	POL5 CNF1
VIOLA/GRIGIO PURPLE/GREY	TENSIONE PROG. PROG. VOLTAGE
MARRONE BROWN	RESET



BOSCH ME7.9.10 FIAT


ECU CONNECTOR



BOOT&CNF1 CONNECTION

Connect the BLUE and GREY wires of the cable F32GN037C as described here below :

COLORE FILO WIRE COLOUR	DESCRIZIONE DESCRIPTION
GRIGIO GREY	POL4 BOOT
BLU BLUE	POL5 CNF1



BOSCH ME7.9.10 FIAT

METAL POSITIONING FRAME CONNECTION

Warning: the ECU is fed through the flat cable connected to the METAL POSITIONING FRAME, it is NOT necessary to feed directly the ECU through the main connector.

